

LPI

STAINLESS STEEL LPI SERIES LOW PROFILE PLATFORMS



Low profile platforms suitable for weighing trolleys, pallet trucks, etc.; fitted with sideboards and an on/off ramp. Suitable for creating scales and electronic weighing systems for all types of industrial and commercial applications. Standard version is with approved load cell. Available also in the Ex II 2GD IIC ATEX version in stainless steel.

Working in cooperation with:

CBH VAEGTE APS

VONSILDVEJ 186 - 6000 - KOLDING - DENMARK
Tel. 004575567310 Fax. 004575567320
info@cbh-vaegte.dk

**The best solution
for advanced industrial
applications**

MAIN FEATURES

- Fitted with 4 IP68 stainless steel shear-beam OIML R60 approved load cells each with 350 Ohm input resistance.
- Structure and mechanics in AISI304 stainless steel.
- Adjustable, shock-proof jointed feet and level.
- 5/15 Vdc power supply.
- Hermetic junction box, IP67 wiring with screened 5m long 6-pin cable with connectors for connection to the indicator.
- Fitted with one on/off ramp.


OPTIONS ONLY AVAILABLE AT TIME OF ORDER

- Connection to the indicator and calibration with CE-M 3000e single range or 3000e + 3000e dual range approval (depending on the indicators used).
- High resolution model for internal factory use.

OPTIONS FOR ATEX VERSION









- CCATEX: ATEX certificate for each load cell.
- JB4QAP: ATEX certified junction box.
- DCATEXMECH: ATEX declaration for the PLATFORM (for the load cells ATEX declaration see CCATEX-1 code). Option to be offered only if the platform is ordered without the indicator, if so, refer to the chosen weight indicator available certifications.

DETAIL 1



VERSIONS

Available versions

	Codice	I x w x h (mm)	N° celle	Max (kg)	d (g)	M (g)*	M 2R (g)*	d HR (g)*
	LPEI6-1 	1250x1000x45	4x500kg	600	100	200	100-200	50
	LPEI15-1 	1250x1000x45	4x1000kg	1500	200	500	200-500	100
	LPFI6-1 	1500x1250x45	4x500kg	600	100	200	100-200	50
	LPFI15-1 	1500x1250x45	4x1000kg	1500	200	500	200-500	100

(*) Divisions obtainable only with the relative options, in combination with Dini Argeo weight indicator.



www.diniargeo.com

“YOUR WORLDWIDE PARTNER FOR WEIGHING,”

DINI ARGEO
FRANCE sarl
France

DINI ARGEO
GMBH
Germany

DINI ARGEO
UK Ltd
United Kingdom

DINI ARGEO WEIGHING
INSTRUMENTS Ltd
China

DINI ARGEO
OCEANIA
Australia



COMPANY HEADQUARTERS

Via Della Fisica, 20
41042 Spezzano di Fiorano - Modena - Italy
Tel. +39.0536 843418

CBH VAEGTE APS

VONSILDVEJ 186 - 6000 - KOLDING - DENMARK

Tel. 004575567310 Fax. 004575567320

info@cbh-vaegte.dk

SALES AND TECHNICAL ASSISTANCE SERVICE